

# Technical Data Sheet

## Wheel Chock Type 1



### SB 2 – Wheel Chock Type 1 Technical Data Sheet



SB 2 – Wheel Chock Type 1

#### Features:

Made from 100% recyclable PP plastic • Rigid Roto moulded body • Readily truck mountable • Uniquely designed toothed face provides extreme wheel grip • Filled with polyurethane resin for extra strength • Ergonomic back end handle for easy use • Available in yellow, black, red, green and blue • Easy to clean

	 mm	 mm	 mm	 KG
FB02-01-01	250	560	250	100 ton

# Technical Data Sheet

## Wheel Chock Type 1


### SB 4 – Wheel Chock Type 1 Technical Data Sheet



### SB 4 – Wheel Chock Type 1

#### Features:

Made from 100% recyclable PP plastic • Rigid Roto moulded body • Readily truck mountable • Uniquely designed toothed face provides extreme wheel grip • Filled with polyurethane resin for extra strength • Ergonomic back-end handle for easy use • Available in yellow, black, red, green and blue • Easy to clean

	 mm	 mm	 mm	
FB02-01-01	260	560	350	20 kg